

# SANSKAR PUBLIC SCHOOL

*Identity Through Education*

**KABIR CHOWK, ODISHA ROAD, RAIGARH (C.G.)**

CLASS

**LKG**

# SUMMER Vacation



## Homework



- Parents will make a booklet of Assignments given on Page no -1, 4, 5, 6, 7, 8, 10, 11, 12, 13, 15, 16, 17 and 20.
- We expect creativity from our students in completing these Assignment.
- Parents are requested to help them and make completion of these assignment a fun task for them.



# All About Me

My name is \_\_\_\_\_



My birthday is on:  
\_\_\_\_\_

I am a: \_\_\_\_\_

I am \_\_\_\_\_ years old.



My mummy's name is \_\_\_\_\_.

My daddy's name is \_\_\_\_\_.

I live in \_\_\_\_\_.



My Father's Mobile Number is \_\_\_\_\_

My Mother's Mobile Number is \_\_\_\_\_

The name of my school is \_\_\_\_\_.



My favorite color is \_\_\_\_\_.



My favorite food is \_\_\_\_\_.





Prayer is an easy way of connecting with God.

# PRAYER

Thank you God for the world so sweet,  
Thank you God for the food we eat.  
Thank You God for the  
birds that sing,  
Thank you God  
for everything.



## प्रार्थना

हे ईश्वर ...  
हमको दो यह वरदान,  
करे न हम कभी भी किसी का अपमान।  
चांद और सूरज की भांती,  
जग में बनाए अपनी पहचान ।  
हे ईश्वर हमको दो यह वरदान ...



Note: Students will learn and recite the prayer, make a video and send to the class teacher.



## Good habits

Get up early  
in the morning.



Brush your teeth  
twice a day.

Do some yoga  
and warm up.



Take a bath regularly.

Wash your hands  
before and  
after meals.



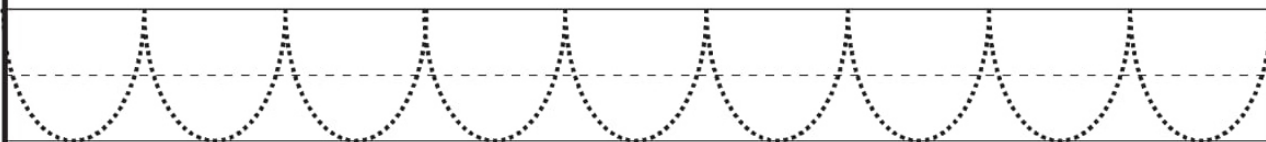
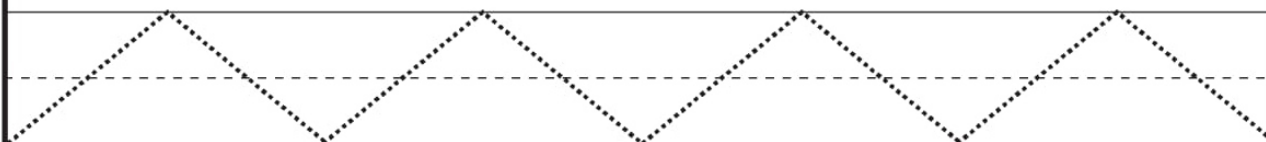
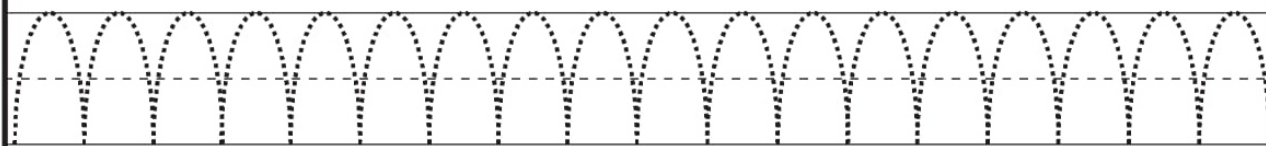
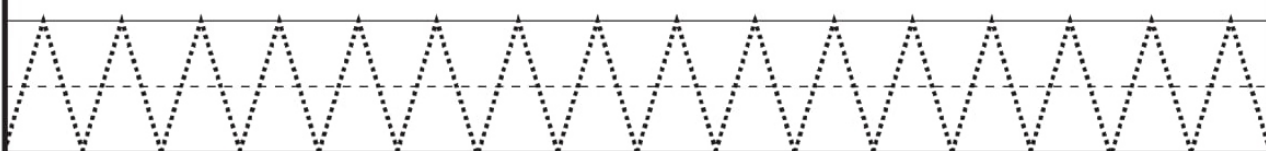
Have healthy food.

**Note:** 1. Students will practice these good habits in their daily life. 2. Make a collage of different yoga postures and video of warmup activities with your parents and send it to your class teacher.



## Common Stroke

Name \_\_\_\_\_



# MISSING LETTERS

Fill in the blanks with the correct letter.






## Directions:-

**Circle the correct beginning sound for each picture**



**A B C**



**F G H**



**H I J**



**K L M**




**P Q R**




**S T W**

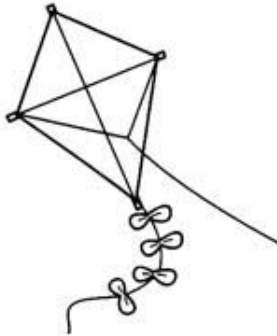
# Write the **First Letter** of Pictures



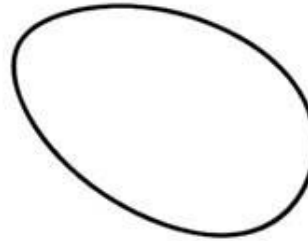
---



---



---




---



---



---



---



---



---



---























Note: Students will either take a printout or do it on A4 Size paper with the help of their parents.



## सही स्वर पहचान कर लिखिए।

ऐ ऋ इ ओ अं अ आ ए ऊ ई



Note: Students will either take a printout or do it on A4 Size paper with the help of their parents.





## Life Skill and Values

Wish 'Good Morning' and 'Good Night' to the parents and elders.  
(Learning Manners)



Switch off the Lights and Fans before leaving the room.  
(Learning Responsibility)



Use Magical words in day to day life - Sorry, Please, Excuse me and Thank you.  
(Learning Behaviour)



Join parents while praying to god.  
(Learning Spiritual Value)



Sing, Dance and play.  
(Learning how to Express Emotions)



Learning parents Mobile Number.  
(Memorization)



**“ There are no enough words to describe just how important our fathers are to us, and what a powerful influence he continues to be.”**




**Note: Make a video dedicating a dance or a song to your Father and send it to your class teacher.**



Write each missing number.











1		3		5
6		8		10
11		13		15
16		18		20
21		23		25
26		28		30



Name \_\_\_\_\_

# Watermelon Seed Counting

Directions: Count the seeds in each slice of watermelon. Draw a line to the correct number. Color the pictures.

1		2	
3		8	
9		10	
5		6	
7		4	




Note: Students will either take a printout or do it on A4 Size paper with the help of their parents.

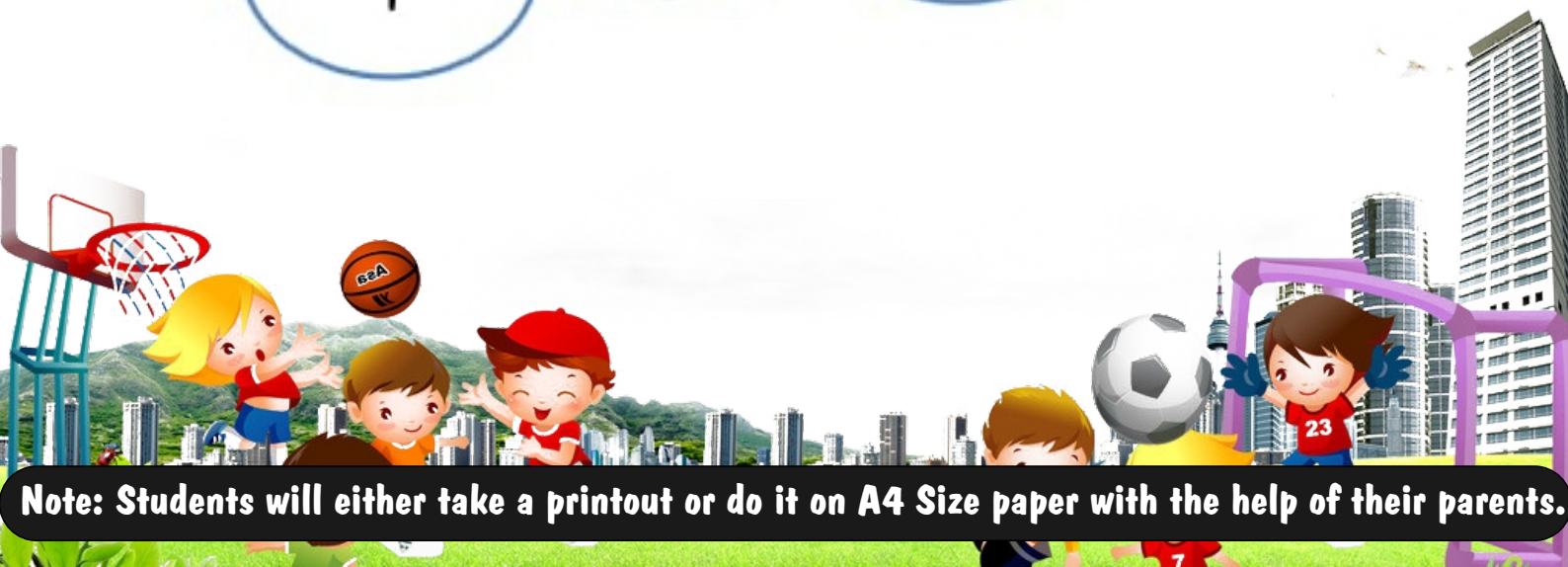
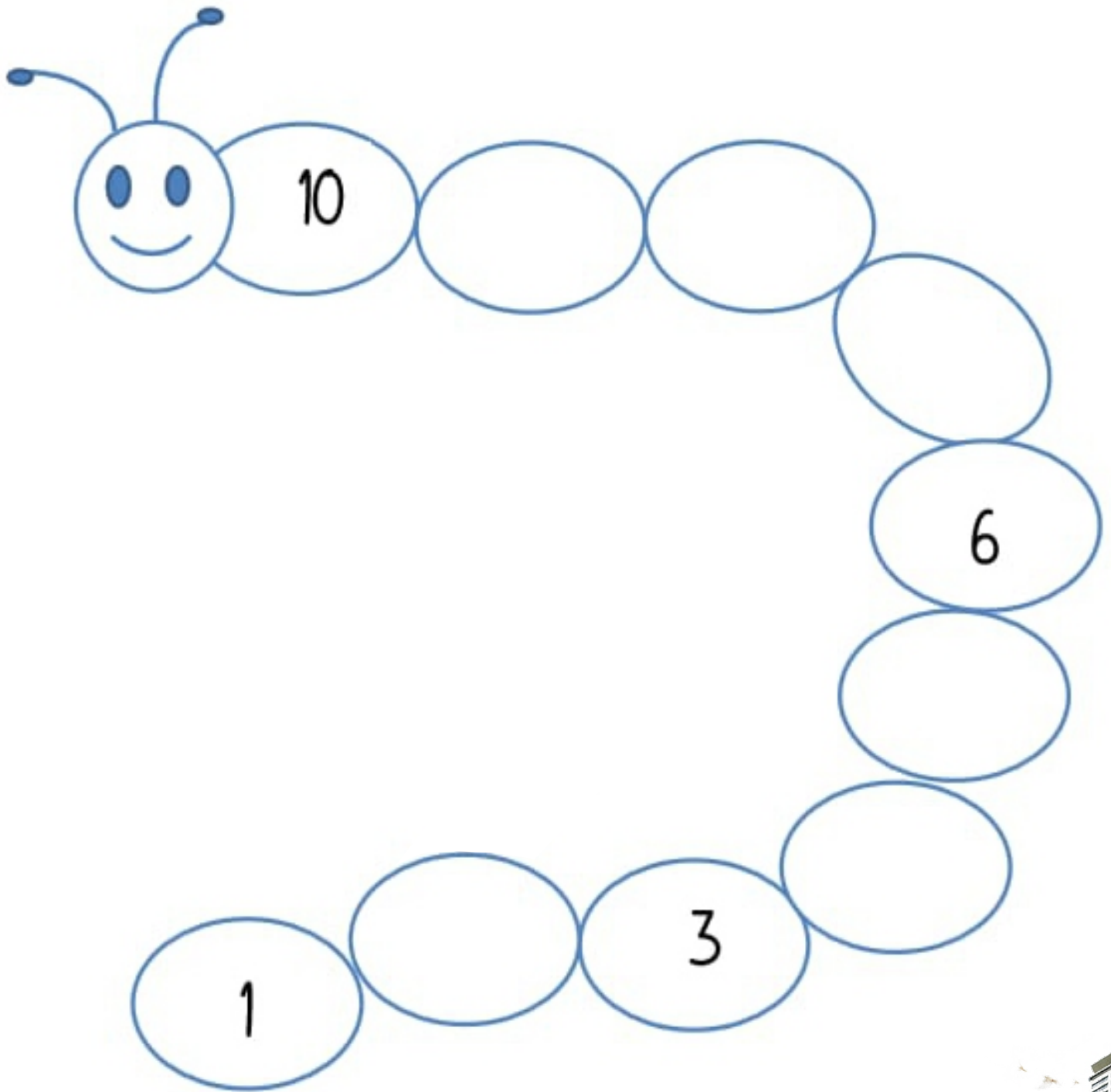


Do the reverse counting

with our friend Reliable












Rabbit



Note: Students will either take a printout or do it on A4 Size paper with the help of their parents.

# How Many Bees?

Write the number

 <input type="text"/>	 <input type="text"/>	 <input type="text"/>
 <input type="text"/>	 <input type="text"/>	 <input type="text"/>
 <input type="text"/>	 <input type="text"/>	 <input type="text"/>

Note: Students will either take a printout or do it on A4 Size paper with the help of their parents.





## CHUBBY CHEEKS

Chubby cheeks, dimple chin,  
Rosy lips, teeth within.  
Curly hair, very fair,  
Eyes are blue, lovely too.  
Teacher's pet, is that you?  
Yes, Yes, Yes.



## ऊपर चंदा...

ऊपर चंदा गोल-गोल,  
नीचे भरती गोल-गोल।  
मम्मी की सेटी गोल-गोल,  
पापा का पैसा गोल-गोल।  
हम भी गोल, तुम भी गोल,  
सारी दुनिया गोल मटोल।



## BAA, BAA, BLACK SHEEP

Baa, baa, black sheep,  
Have you any wool?  
Yes sir, yes sir,  
Three bags full.



One for my master,  
One for the dame,  
And one for the little boy,  
Who lives down the lane.



## छुक-छुक गाड़ी आई आई...



छुक-छुक करती गाड़ी आई,  
आगे से मत जाना भाई।  
काला-काला धुआँ उड़ती,  
धक-धक, धक-धक शोर मचाती।  
गाड़ी आई, गाड़ी आई,  
छुक-छुक करती गाड़ी आई।

Note: Students will learn and recite the poem, make a video and send to the class teacher.



## Fruits

A. Fruits are healthy food. Each fruit has its own shape, size and taste. Look at the pictures and write their beginning letters.

Colour the RED fruits only.




---



---




---




---




---



---




---



---




---



---




---



---




---



---



---



---




---



---




---



---












# Write "F" for Fruits & "V" for Vegetables



# Fruit or Vegetable?

Color the circle **green** for vegetable and **red** for fruit.





**Summer Time**



Sun



Sun Glass



Ice Cream



Coconut




Coconut Tree



Juice



Watermelon



Beach

**Let's do some creative work**

**Make homemade  
Birds feeder craft.**



**REQUIREMENTS:**

1. Card board
2. Colour Paper
3. Ice cream sticks
4. Straw
5. Glue
6. Scissor

**Students will take a photograph of their Birds Feeder Craft and send it to your class teacher.**

# दादी-नानी की कहानियाँ



<https://youtu.be/nyY0xlz6u8Y>



Note: Copy the above link and paste in youtube and enjoy the story with your Dadi-Nani.



*Colours are smile of nature.*

# THUMB PRINT



**“ To make the planet a better place to live in for the upcoming race, Plant a sapling. ”**

**Students will make this tree on A4 size paper with the help of their thumb impression . You can also ask your parents to put their thumb impression to make some bigger leaves.**



**STAY HOME**  
**STAY SAFE**



**SPS Management appreciate your efforts.**

